

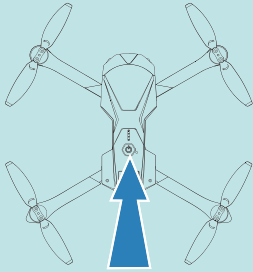
# How To Fly

**1**

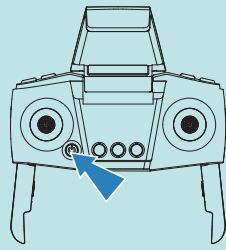


Download Loolinn Air App

**2**




**3**




**4**

Push up




**5**

Push down



**6**



**7**

75  
-1.4.0




Please read the [Privacy Policy](#) and [User Notice](#) before using

**8**

Calibrate

- Put the aircraft in a horizontal position;
- Open power, the light always-on;
- Click [Calibration] button, the lights will flashing;
- Calibration finished, when the lights ngo from flashing to always-on.

Calibrate




Next >>

**9**

Calibrate

- Click [Calibration] button, (Or move the left rocker to the lower right corner, and press the [Calibration] key), the lights will go from always-on to slow flashing.
- Horizontally rotate the drone 2~3 times, until the lights go from slow flashing to quick flashing.
- Vertically rotate the drone 2~3 times, until the lights go from quick flashing to always-on, calibration finished.

Calibrate



<< Back Start >>


**10**

Calibrate

- Click [Calibration] button, (Or move the left rocker to the lower right corner, and press the [Calibration] key), the lights will go from always-on to slow flashing.
- Horizontally rotate the drone 2~3 times, until the lights go from slow flashing to quick flashing.
- Vertically rotate the drone 2~3 times, until the lights go from quick flashing to always-on, calibration finished.

Calibrate

Please start horizontal calibration



<< Back Start >>

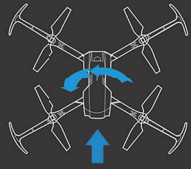
**11**

Calibrate

- Click [Calibration] button, (Or move the left rocker to the lower right corner, and press the [Calibration] key), the lights will go from always-on to slow flashing.
- Horizontally rotate the drone 2~3 times, until the lights go from slow flashing to quick flashing.
- Vertically rotate the drone 2~3 times, until the lights go from quick flashing to always-on, calibration finished.

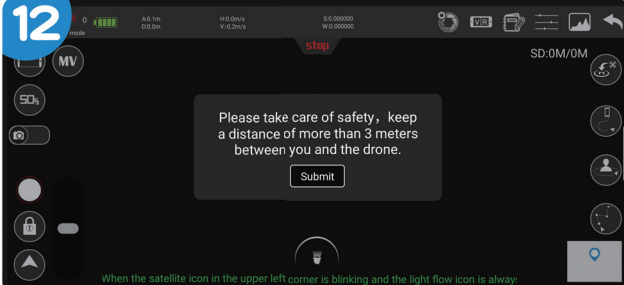
Calibrate

Please start vertical calibration



<< Back Start >>

**12**

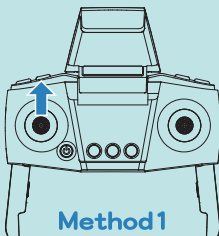


When the satellite icon in the upper left corner is blinking and the light flow icon is always

**13**

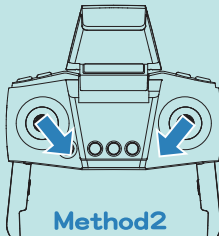
Take Off

Method1



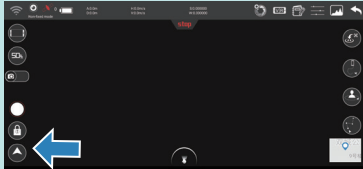
or

Method2




or


Method3




Landing



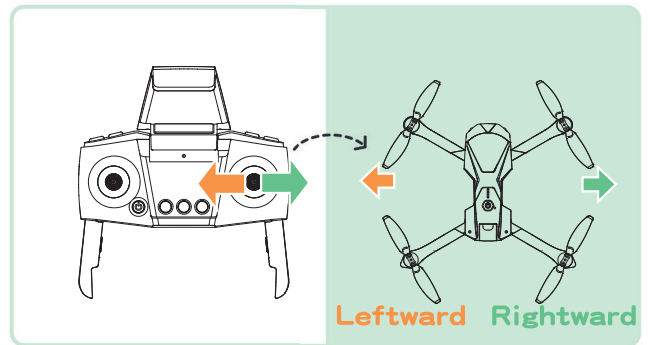
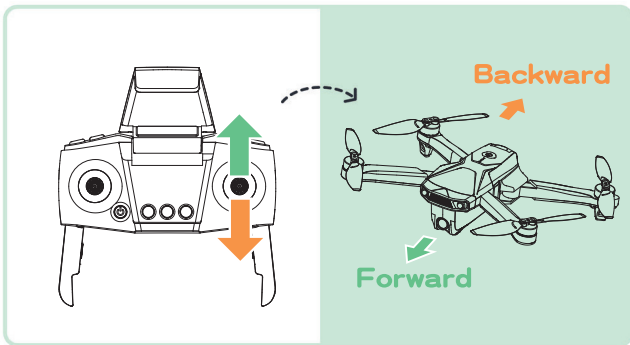
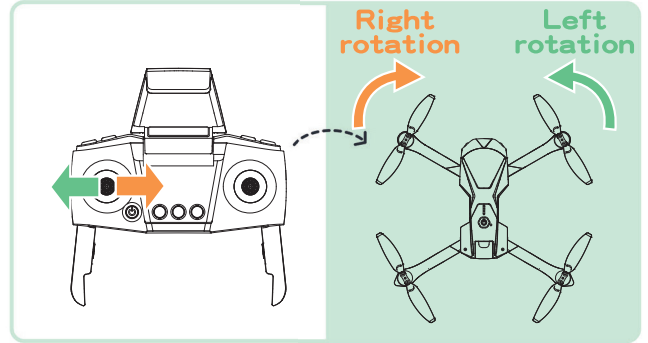
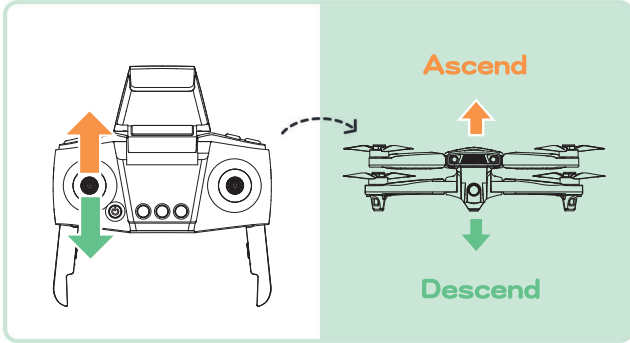
or



or



Basic Operation



App Control

